

LSAT

11/09/2023

Agenda

- Enrollment projections
- Staffing update (teachers, aides), and discussion of crossing guard
- Nutrition Committee - LSAT/community feedback on topics to cover
- Review BOY math data (Do you plan to go over PARCC too?)
- technology/iPads in classrooms (time permitting - otherwise will cover in December meeting)

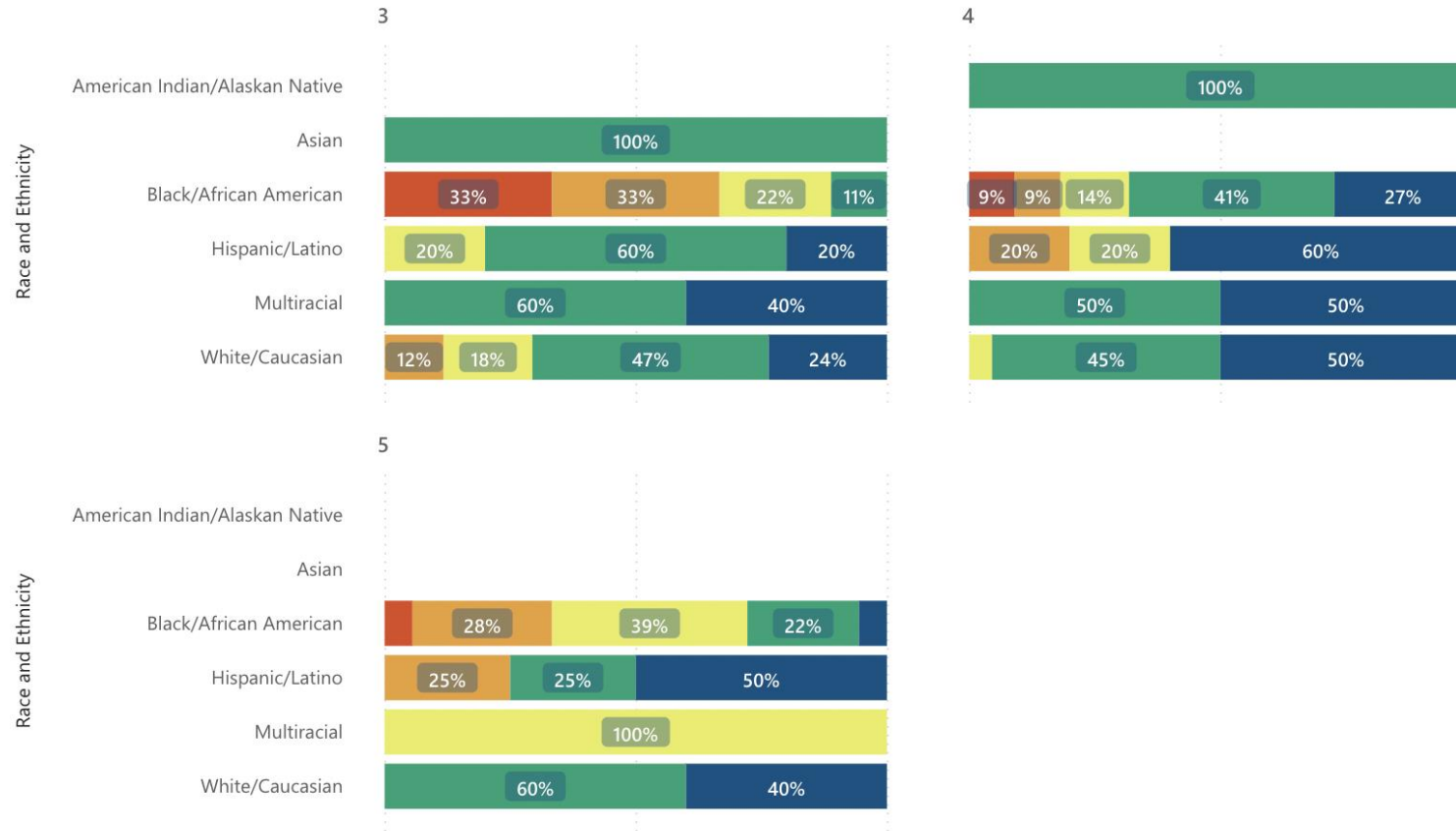
PARCC math









—

PARCC

Performance Level ● 1 ● 2 ● 3 ● 4 ● 5



IReady BOY

Grade K		21%	21%	57%	0%	0%	70/71
Grade 1		25%	15%	54%	7%	0%	61/65
Grade 2		19%	23%	41%	17%	0%	64/67
Grade 3		14%	14%	40%	11%	22%	65/65
Grade 4		16%	13%	42%	13%	16%	55/56
Grade 5		12%	10%	44%	12%	22%	50/52

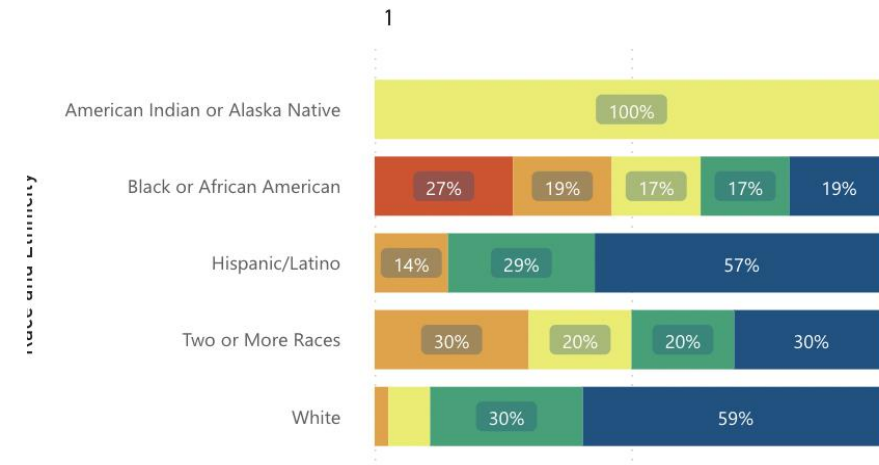
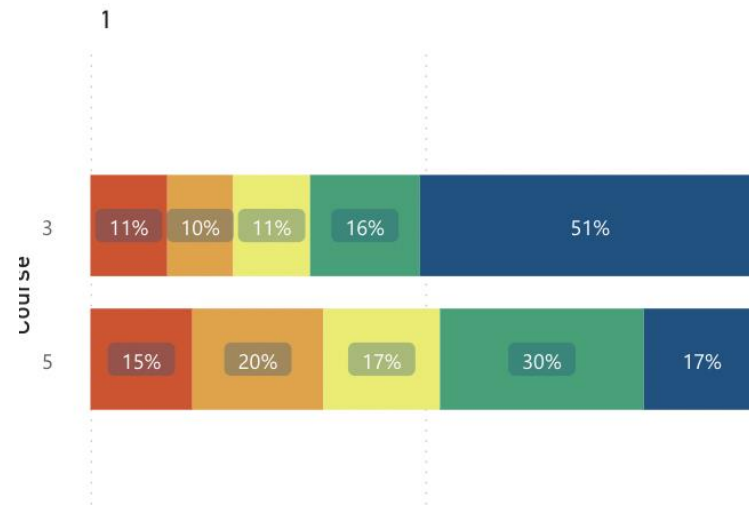
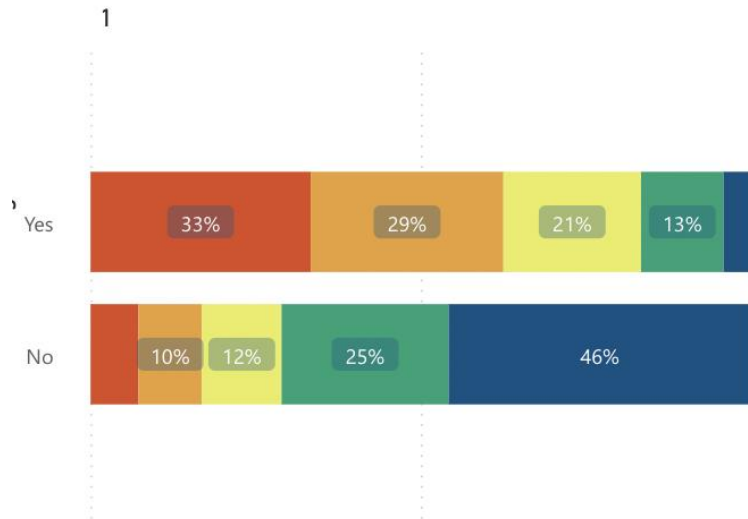
iReady Usage:

- target time on task is 30-49 min.
- We are also looking for the #of students using the lessons as well as the number of lessons passed.
- High correlation between usage, lessons passed, and growth dark-green

Grade	⊗	⚠	Lesson Time-on-Task (Current Week)				Students Using Instruction	% Lessons Passed (Year-to-Date)			Students Completing Lessons
			1-9	10-29	30-49	50+		0-49%	50-69%	70-100%	
Grade K	2	0	7%	20%	40%	33%	30/71	4%	10%	85%	48/71
Grade 1	0	0	33%	44%	22%	0%	9/65	0%	0%	100%	23/65
Grade 2	0	0	80%	20%	0%	0%	5/67	0%	0%	100%	59/67
Grade 3	3	3	16%	31%	27%	25%	55/65	0%	2%	98%	65/65
Grade 4	0	1	0%	0%	0%	100%	2/56	4%	11%	85%	47/56
Grade 5	0	3	36%	50%	14%	0%	44/52	0%	4%	96%	50/52

ANet 2023-2024

- Overall
- Economically Disadvantaged
- Race



ANet 2022-2023

Percent Group ● 0-19% ● 20-39% ● 40-59% ● 60-79% ● 80-100%

